
















Wettkampf : 1 Meisterstufe						Summe	
		D / E / Abzug	D / E / Abzug	D / E / Abzug	D / E / Abzug		
1	Reithofer Clara VGT	1997	10.950 4.2 / 6.75 / - / / -	7.167 1.9 / 5.27 / -	10.150 3.6 / 6.55 / -	5.500 3.0 / 3.90 / 1.4	<b>33.767</b>
<small>25.05.2013 hayn</small>							
Wettkampf : 2 Jugend 1						Summe	
		D / E / Abzug	D / E / Abzug	D / E / Abzug	D / E / Abzug		
1	Proske Laura ATG	1998	11.150 3.0 / 8.15 / - / / -	7.000 1.9 / 5.10 / -	9.750 2.4 / 7.35 / -	10.400 2.5 / 7.90 / -	<b>38.300</b>
2	Mayer Selina VGT	1998	11.700 4.0 / 7.70 / - / / -	8.200 2.2 / 6.00 / -	8.900 2.6 / 6.30 / -	9.250 2.4 / 6.85 / -	<b>38.050</b>
<small>25.05.2013 hayn</small>							
Wettkampf : 3 Jugend 2						Summe	
		D / E / Abzug	D / E / Abzug	D / E / Abzug	D / E / Abzug		
1	Neudeck Theresa ATG	2001	11.700 11.5 / 8.95 / - 14.0 / 8.95 / -	12.733 13.5 / 0.77 / -	8.200 13.0 / 4.80 / -	12.050 14.0 / 1.95 / -	<b>44.683</b>
2	Neumeister Katharina VGT	2001	11.775 11.5 / 9.05 / - 14.0 / 9.00 / -	11.133 13.5 / 2.37 / -	8.850 12.5 / 3.65 / -	12.300 14.5 / 2.20 / -	<b>44.058</b>
3	Krobatschek Naomi ATG	2001	9.475 11.5 / 7.50 / - 12.5 / 7.45 / -	7.800 11.0 / 3.20 / -	6.100 11.5 / 5.40 / -	8.650 12.0 / 3.35 / -	<b>32.025</b>
<small>25.05.2013 hayn</small>							

Wettkampf : 4 Jugend 3						Summe	
		D / E / Abzug	D / E / Abzug	D / E / Abzug	D / E / Abzug		
1	Ahmed Amira VGT	2002	12.400 14.0 / 8.40 / - / / -	10.967 15.0 / 4.03 / -	11.900 15.0 / 3.10 / -	12.400 15.0 / 2.60 / -	47.667
2	Mörz Alissa ASKÖ Mattersburg	2002	12.000 14.0 / 8.00 / - / / -	11.133 13.5 / 2.37 / -	10.900 13.5 / 2.60 / -	11.150 15.0 / 3.85 / -	45.183
3	Adacker Annika ASKÖ Mattersburg	2003	12.100 14.0 / 8.10 / - / / -	9.567 13.5 / 3.93 / -	10.850 13.5 / 2.65 / -	10.950 15.0 / 4.05 / -	43.467
4	Reithofer Christina VGT	2001	12.600 14.0 / 8.60 / - / / -	10.967 13.5 / 2.53 / -	8.600 12.5 / 2.40 / 1.5	11.000 13.5 / 2.50 / -	43.167
5	Kerschbaumer Amelie ATUS Köflach	2002	12.250 14.0 / 8.25 / - / / -	9.100 13.5 / 4.40 / -	10.900 14.5 / 3.60 / -	10.900 15.0 / 4.10 / -	43.150
6	Egger Athena ATG	2002	11.550 14.0 / 7.55 / - / / -	10.567 13.5 / 2.93 / -	10.450 13.5 / 3.05 / -	9.500 14.0 / 4.50 / -	42.067
7	Kaiser Alina ASKÖ Mattersburg	1999	12.500 14.0 / 8.50 / - / / -	10.133 13.5 / 3.37 / -	9.450 12.5 / 3.05 / -	9.550 15.0 / 5.45 / -	41.633
8	Kolmayr Johanna ATG	2003	11.300 14.0 / 7.30 / - / / -	9.333 13.5 / 4.17 / -	9.850 13.5 / 3.65 / -	8.850 13.0 / 4.15 / -	39.333
9	Diewald Delia ATG	2002	10.900 14.0 / 6.90 / - / / -	7.533 12.5 / 4.97 / -	6.100 11.5 / 5.40 / -	8.750 12.5 / 3.75 / -	33.283
10	Ahmed Ayah VGT	2004	/ / - / / -	/ / -	7.200 11.0 / 3.80 / -	7.450 12.5 / 5.05 / -	14.650

Wettkampf : 5 Kinder 1						Summe	
		D / E / Abzug	D / E / Abzug	D / E / Abzug	D / E / Abzug		
1	Schaffer Jacqueline LZ Klagenfurt	2004	13.400 14.3 / 9.10 / - / / -	13.200 14.5 / 1.30 / - / / -	10.950 14.0 / 3.05 / - / / -	11.800 14.5 / 2.70 / - / / -	<b>49.350</b>
2	Grafl Sophie ASKÖ Mattersburg	2003	12.900 14.0 / 8.90 / - / / -	13.067 14.5 / 1.43 / - / / -	10.900 14.0 / 3.10 / - / / -	11.750 15.0 / 3.25 / - / / -	<b>48.617</b>
3	Schuster Lia ASKÖ Mattersburg	2004	12.550 14.3 / 8.25 / - / / -	10.233 14.0 / 3.77 / - / / -	12.650 14.5 / 1.85 / - / / -	12.850 15.0 / 2.15 / - / / -	<b>48.283</b>
4	Perchtold Elena LZ Klagenfurt	2005	12.850 14.0 / 8.85 / - / / -	11.967 14.5 / 2.53 / - / / -	10.950 14.0 / 3.05 / - / / -	9.650 14.5 / 4.85 / - / / -	<b>45.417</b>
5	Vertacnik Hanna ATG	2004	12.150 14.3 / 7.85 / - / / -	11.767 14.5 / 2.73 / - / / -	10.200 14.0 / 3.80 / - / / -	10.750 14.5 / 3.75 / - / / -	<b>44.867</b>
6	Kohlenbrein Anna LZ Klagenfurt	2005	12.400 14.0 / 8.40 / - / / -	9.867 14.0 / 4.13 / - / / -	9.900 14.0 / 4.10 / - / / -	10.750 14.5 / 3.75 / - / / -	<b>42.917</b>
7	Zeppitz Rebecca LZ Klagenfurt	2005	12.150 14.0 / 8.15 / - / / -	9.200 14.0 / 4.80 / - / / -	11.400 14.0 / 2.60 / - / / -	9.950 14.5 / 4.55 / - / / -	<b>42.700</b>
8	Kohlenbrein Lena LZ Klagenfurt	2005	11.650 14.0 / 7.65 / - / / -	9.800 14.0 / 4.20 / - / / -	10.900 14.0 / 3.10 / - / / -	9.250 14.5 / 4.75 / 0.5 / / -	<b>41.600</b>
9	Wetl Lena ATG	2004	8.300 11.0 / 7.30 / - / / -	9.200 14.0 / 4.80 / - / / -	10.450 14.0 / 3.55 / - / / -	9.350 14.5 / 5.15 / - / / -	<b>37.300</b>
10	Mayer Amelie ATG	2006	7.050 10.0 / 7.05 / - / / -	8.767 14.0 / 5.23 / - / / -	12.000 14.0 / 2.00 / - / / -	8.350 14.5 / 6.15 / - / / -	<b>36.167</b>
11	Winter Eva-Maria ATG	2004	7.750 11.0 / 6.75 / - / / -	8.133 14.0 / 5.87 / - / / -	9.150 14.0 / 4.85 / - / / -	10.000 14.5 / 4.50 / - / / -	<b>35.033</b>
12	Schwarz Karla ATG	2004	5.650 11.0 / 4.65 / - / / -	9.500 14.0 / 4.50 / - / / -	8.900 14.3 / 3.90 / 1.5 / / -	10.200 14.0 / 3.80 / - / / -	<b>34.250</b>
13	Matscheko Katharina ATG	2004	6.350 11.0 / 5.35 / - / / -	7.500 14.0 / 6.50 / - / / -	9.950 14.0 / 4.05 / - / / -	8.150 14.0 / 5.35 / 0.5 / / -	<b>31.950</b>
14	Schaffer Paula ATG	2005	4.400 11.0 / 3.40 / - / / -	7.900 14.0 / 6.10 / - / / -	8.700 14.0 / 3.80 / 1.5 / / -	8.500 14.0 / 4.50 / 1.0 / / -	<b>29.500</b>

Wettkampf : 6 Kinder 2						Summe	
		D / E / Abzug	D / E / Abzug	D / E / Abzug	D / E / Abzug		
1	Loidl Alina ASKÖ Mattersburg	2005	13.150 14.3 / 8.85 / - / / -	12.300 14.3 / 2.00 / -	13.300 14.5 / 1.20 / -	11.400 14.3 / 2.90 / -	<b>50.150</b>
2	Mörz Charlize ASKÖ Mattersburg	2005	13.500 14.3 / 9.20 / - / / -	13.500 14.8 / 1.30 / -	13.650 14.5 / 0.85 / -	9.000 14.3 / 5.30 / -	<b>49.650</b>
3	Cubert Antonia ASKÖ Mattersburg	2004	13.100 14.0 / 9.10 / - / / -	12.467 14.3 / 1.83 / -	13.300 14.5 / 1.20 / -	10.650 14.3 / 3.65 / -	<b>49.517</b>
4	Steinkellner Leonie ATUS Köflach	2004	13.200 14.3 / 8.90 / - / / -	12.433 14.3 / 1.87 / -	11.550 14.0 / 2.45 / -	11.550 14.3 / 2.75 / -	<b>48.733</b>
5	Adacker Selina ASKÖ Mattersburg	2006	12.700 14.0 / 8.70 / - / / -	12.733 14.3 / 1.57 / -	12.400 14.0 / 1.60 / -	10.350 14.0 / 3.65 / -	<b>48.183</b>
6	Schröder Alina ASKÖ Mattersburg	2003	13.100 14.3 / 8.80 / - / / -	12.333 14.3 / 1.97 / -	11.450 14.5 / 3.05 / -	10.600 14.3 / 3.70 / -	<b>47.483</b>
7	Lesky Tatjana ATUS Köflach	2005	13.150 14.0 / 9.15 / - / / -	11.400 14.3 / 2.90 / -	10.900 14.5 / 3.60 / -	11.100 14.3 / 3.20 / -	<b>46.550</b>
8	Bocksrucker Elena ATUS Köflach	2005	11.650 14.0 / 7.65 / - / / -	12.400 14.3 / 1.60 / 0.3	11.400 14.0 / 2.60 / -	9.000 14.0 / 5.00 / -	<b>44.450</b>
9	Plöbst Anna ATUS Köflach	2006	12.500 14.3 / 8.20 / - / / -	11.033 14.0 / 2.97 / -	12.050 14.0 / 1.95 / -	6.250 14.0 / 6.75 / 1.0	<b>41.833</b>
10	Beneditschitz Sina ATG	2006	7.750 11.0 / 6.75 / - / / -	11.000 14.0 / 3.00 / -	12.750 14.8 / 2.05 / -	8.200 14.3 / 6.10 / -	<b>39.700</b>
11	Ozimic Victoria ATG	2007	3.650 5.0 / 8.65 / - / / -	11.233 14.3 / 3.07 / -	10.500 14.0 / 3.50 / -	9.400 14.3 / 4.90 / -	<b>34.783</b>
12	Flor Katharina ATG	2005	8.100 11.0 / 7.10 / - / / -	9.167 14.3 / 4.83 / 0.3	10.100 14.0 / 3.90 / -	6.000 14.0 / 8.00 / -	<b>33.367</b>
13	Gröppel Marie-Sophie ATG	2005	8.150 11.0 / 7.15 / - / / -	9.333 14.0 / 4.67 / -	9.800 14.0 / 4.20 / -	5.950 14.0 / 7.05 / 1.0	<b>33.233</b>
14	Eggeling Emma ATG	2007	6.950 11.0 / 5.95 / - / / -	6.367 14.0 / 3.13 / 4.5	10.950 14.0 / 3.05 / -	8.100 14.0 / 5.90 / -	<b>32.367</b>

25.05.2013 hayn